

Get Your MDT On Board
with a new digital evidence
management system



Safe
Simple
Secure



Outdated systems are putting the security of digital evidence at risk

For many Child Advocacy Centers (CACs), the transition to a modern digital evidence management system has shifted to a highly prioritized need. Persisting with outdated physical systems poses significant risks, from inefficiencies in handling critical evidence to potential breaches in the security of sensitive data. In several heartbreaking cases, child forensic interviews have completely disappeared.

However, when it comes to implementing a digital evidence management system like Guardify, the biggest obstacle is typically buy-in from the multidisciplinary team (MDT). Progress is often met with resistance from team members who aren't yet aligned with the reasons for change.

This guide provides a roadmap to help your CAC overcome this hurdle and pave the way for a more effective, secure and collaborative future in child advocacy.



Guardify integrates well with our recording system, and our MDT partners love the immediate access to interviews. It makes serving three counties much more manageable.”

Ohio-Based Child Advocacy Center

— WHAT'S INSIDE:

1. Experience the Benefits of Guardify Firsthand

2. Spot the Roadblocks of Adoption Early

3. Champion a Smooth Transition

4. Key Steps to Getting Everyone on Board

5. Measuring Success and Impact

6. About Guardify

Experience the benefits of Guardify firsthand

In most cases, it's the Child Advocacy Center that takes the role of catalyst in the effort to evolve toward a new digital evidence management system. Experiencing the benefits of Guardify firsthand and clearly communicating those benefits to your partner agencies is a pivotal first step to gaining the trust and buy-in of all team members.

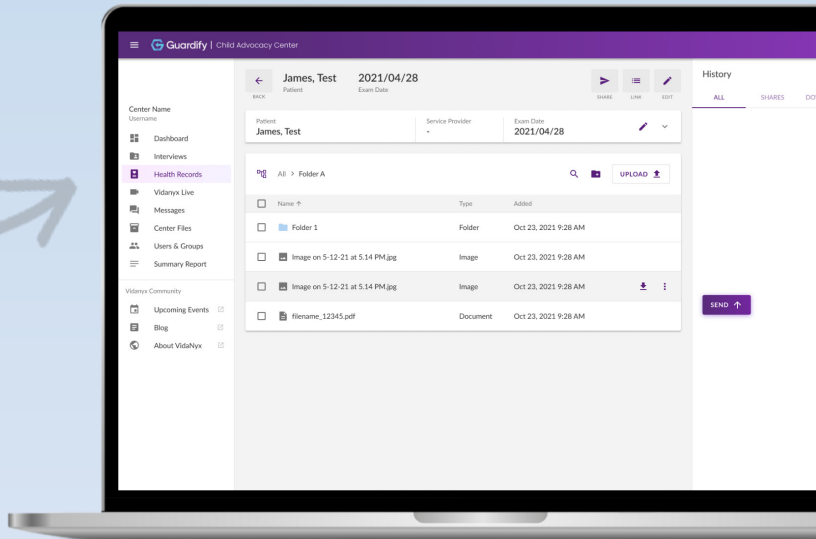
Remember, you're not just introducing a new system; you're motivating a shift in how teams collaborate.

Focus on sharing benefits that touch the everyday challenges your team members experience within the current system, illustrating how Guardify can solve those pain points for every partner.

Try Guardify Express

Upload up to five interviews a month for free!
No credit card or download required.

guardify.com



Manage and protect evidence in one easy-to-use digital platform



Streamline evidence collection across multiple agencies

All relevant team members can access evidence from one easy-to-learn online platform. No more lost DVDs, corrupt flash drives, or obsolete analog tools.



Access evidence instantly and from anywhere, including mobile

Changes and additions to evidence are immediately tracked and available to all parties with access permission. Evidence can't be lost or used without authorization.



Secure and compliant

Handling sensitive information with the utmost care is non-negotiable. Guardify prioritizes and ensures compliance with legal standards.

Spot the roadblocks of adoption early

Adopting new technology like Guardify, especially with a multidisciplinary team, can be met with various hurdles. Taking time early in the process to identify and understand the potential obstacles will help you chart a course to a smooth implementation. By addressing these challenges strategically, CACs can facilitate enhanced collaboration, efficiency, and ultimately, better outcomes for the children they serve.

Identifying Common Barriers

- 1 Resistance to Change**
Many team members may prefer existing processes, or they simply don't understand the benefits of deviating from current practices.
- 2 Apprehension About New Tech**
New systems can seem daunting, and uncertainty and unfamiliarity with tech can lead to reluctance.
- 3 Adoption Timeline**
Adjusting to new workflows requires extra time and patience.

Strategies to Overcome Resistance

- 4 Great Communication**
Clear, ongoing dialogue as early as possible about the change will allow partner agency leadership to make a case for why and how this makes for a better future.
- 5 Get Everyone Involved**
Engaging partner agencies early and often in the implementation process will build trust and awareness.
- 6 Consistently Showcase Benefits**
Emphasize how a digital evidence management system streamlines operations for all partners. Help them see the risks of standing still.




The convenience of using digitized interviews for hearing proceedings is invaluable. More readily available recordings contributes to the success of meeting my burden in hearings and trials as well as meeting discovery mandates. For example, I can now set up a Webex with opposing counsel to allow them to see a digitized recording that I intend to submit into evidence without physically scheduling an in-person meeting. I can continue doing other tasks in my office while opposing counsel is viewing the recording in his own office. Saves time and money."

Illinois-Based Child Advocacy Center

Champion a smooth transition



While Guardify is designed to be simple and intuitive for any user, successfully transitioning to a new evidence management system involves more than just technical implementation. To encourage lasting adoption, you have to properly prepare your entire team for change. Following is an outline of essential strategies to help you facilitate a smooth transition for your MDT. These practical steps will guide you to ensure that your team is ready, informed and confident in making this transformative and beneficial shift.



1

Assemble a committee

Gather a small group of key decision-makers. We suggest including a member of the DA's office, CPS, and three to five law enforcement officers from your largest jurisdictions. Conduct group meetings to discuss Guardify's features and benefits, and showcase Guardify in action to familiarize the team.

3

Create workflows and a rollout timeline

Work together to determine your workflow for custodianship and user privileges. Then, create a timeline for rolling it out to key team members, including a list of resources each partner may need to help them through the transition.

2

Encourage feedback

Create opportunities for team members to voice concerns, questions and suggestions. Ensure that your leadership has time to be approachable and responsive to feedback

4

Showcase Guardify's training and support

Guardify's customer success team provides tailored training for different team roles. Training is hands-on to ensure understanding and confidence.

Safe
Simple
Secure

Key steps to getting everyone on board

Rolling out a new system like Guardify does not have to feel like an insurmountable task. Once you have your committee of champion leaders up to speed, you can take these key steps to get every member of your MDT on board. No matter the size of your CAC, these action steps will help you seamlessly integrate your new digital evidence management system, fostering an efficient and collaborative environment ready for a future of protecting children.



1

Introduce key leaders first

Start by getting in front of key decision-makers at each partner organization. Show them what you love about the system and explain clearly why this switch is so important. Your committee should be a united front against pushback.

3

Provide a robust training

Lean on your Guardify customer success team to ensure comprehensive training for all team members.

2

Plan a segmented rollout

Provide gradual exposure to your MDT members. If you work with multiple jurisdictions, implement a slow rollout process, onboarding one or two at a time. This gives you time to work out issues or concerns as they arise. Be prepared to make adjustments based on feedback and evolving needs.

4

Stick to your timeline

Once you create a timeline, communicate it and stick to it. This is the best way to keep all partners aligned.

Sample Workflow

JANUARY 1



Guardify account is active and you can begin creating user accounts.

JANUARY 2 & 3



Workshops with Guardify customer success.

JANUARY 4



Forensic interview team begins uploading and sharing interviews.

JANUARY 15



MDT leadership will meet to review and edit workflow.

JANUARY 31



Widespread adoption and no more DVDs!

Measuring success and impact

Transformative change can't stop at implementation. Your leadership committee should set clear goals and expectations to quantify the effectiveness of your new digital evidence management system. This will go a long way to solidifying positive, long-lasting changes in the way your MDT operates for the safety and security of children.

Here are suggestions for defining relevant success metrics and benchmarks, and how to monitor your progress to ensure continuous improvement.



Define Success Metrics

Efficiency Gains: Establish current average case processing times before implementing Guardify. Use this as a baseline to measure improvements.

Adoption Rates: Monitor how many team members start using Guardify within the first few weeks of introduction. Evaluate how comprehensively team members are using Guardify's features over time. Then regularly solicit feedback to assess comfort levels and identify areas that need additional training or support.



Measure Progress

Establish Check-Points: Bring your committee together every six months, or at an interval that works for your MDT, for formal reviews of Guardify's usage and impact.

Problem-Solving: Establish a process for quickly addressing issues or bottlenecks to continuously improve the system's use and effectiveness.



Guardify can help reduce case processing time by 67%

Unite your team around Guardify and accelerate justice

The responsibility to safeguard the privacy and security of evidence is critical and cannot be compromised due to the complexities of transitioning to a new digital evidence management system.


Guardify emerges as a comprehensive, easy-to-use solution, specifically addressing the challenges that multidisciplinary teams at Child Advocacy Centers face. Its streamlined approach to evidence management, combined with strong security protocols, a user-friendly interface and extensive training and support, effectively eliminates the difficulties and risks associated with outdated systems.

By embracing the strategies outlined in this guide, CACs can smoothly transition to Guardify, leading the charge toward a more effective, secure and accelerated approach to child advocacy.



I find Guardify to be very user-friendly while also tracking chain of custody and maintaining security.”

Missouri-Based Child Advocacy Center



RESULTS

Discover how Dallas Children’s Advocacy Center seamlessly transitioned to Guardify

Dallas Children’s Advocacy Center serves the ninth largest jurisdiction in the U.S. They work with 37 partner agencies in their MDT, and nearly every one of those partners began a transition to Guardify in the summer of 2020. They credit the success of the transition to shared values, good planning, an all-in test committee, and above all, the simplicity of Guardify.

[> Read How They Did It](#)

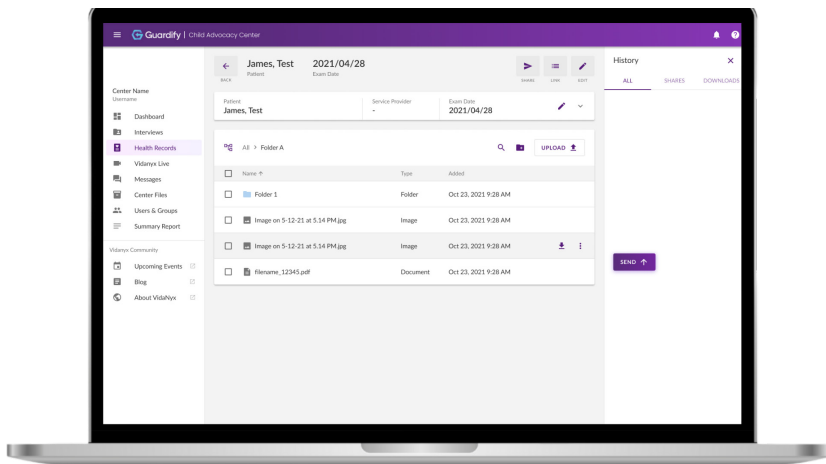


Dallas Children’s
Advocacy Center

Save time, expenses and worry with one easy-to-use platform

Guardify is the leading cloud-based digital video evidence management solution for public good, serving child advocacy centers, child protective services, prosecuting attorneys and law enforcement organizations.

Our initial focus started by serving the needs of the more than 900 Child Advocacy Centers (CACs) in the U.S. that help over 700,000 children survivors of abuse and neglect every year. We work in collaboration with sector experts, advocates, law enforcement, national child advocacy organizations, national prosecution associations and the judicial system as well as with leading manufacturers of video recording systems.



EVIDENCE MADE EASY



Solve long-term storage challenges

Archive evidence for the long term without worrying about server capacity issues or physical deterioration. Preserve digital evidence without dealing with physical drives.



Rapid onboarding and flexibility

Turn on your license the same day you sign up. Tailor your workflow with seamless training and collaborative onboarding.



Unlimited user access

No seat limitations or sharing limits. Every team member and every agency has access to efficient, streamlined evidence sharing.

Try Guardify Express

Upload up to five interviews a month for free, and discover the benefits of Guardify. No credit card or download required.